




ETF Screen Of The Day

[Calendar Of Upcoming Screens](#)

<u>Symbol</u>	<u>Company Name</u>	<u>3-Month % Chg</u>	<u>RS Rating</u>	<u>IBD Charts</u>
EZA	Ishares Msci So Africa	35.6	88	
PBW	Powershares Wh Clean Eng	32.7	85	
OIH	Holdrs Tr-Oil Service	30.9	90	

Try it FREE!



Continue

ADVERTISING

IBD® Partners

Classified

Reprints

Media Kits

Make investors.com
your homepage

PSI	Powershares Dyn Semi Prt	29.6	78	
EWZ	Ishares Msci Brazil	27.9	92	
EWY	Ishares Msci South Korea	27.5	86	
ADRE	Bldrs Emerging Mkts 50	25.7	86	
EEM	Ishares Msci Emrg Mkts	24.6	83	
IAU	Ishares Comex Gold Trust	24.1	80	
VWO	Vanguard Emrg Mkts Viprs	24.1	81	

Bottom 10

BEO	Enhanced S&P500 Cov Call	-8.9	12	
JSN	Nuveen Eqty Prem Opp Fd	-4.2	19	
BEP	S & P 500 Covered Call	-4.0	14	
JLA	Nuveen Equity Prem Adv Fd	-3.7	19	
IXP	Ishares S&P Gbl Telcom	-3.6	23	
JPZ	Nuveen Equity Prem Ind Fd	-3.6	16	
TIP	Ishares Tr Lehman Tips	-0.3	28	
SHY	Ishares Lehman 1-3 Yr	0.3	31	
LQD	Ishares GS \$ Investop	0.4	28	
BBH	Holdrs Tr Biotech	0.5	58	

Data as of Tuesday, January 31, 2006 2:16 PM Pacific time. Screen limited to 20 ETFs.

About today's screen: 3-Month Winners & Losers

The exchange-traded funds listed were represent the top-10 gainers and losers over the past three months. Each ETF's [RS Rating](#) is shown in the report. [Click here](#) to download an Excel spreadsheet of today's screen.

DISCLAIMER The information expressed in the Service are based upon the interpretation of available data. The data being presented was obtained or derived from sources believed to be accurate, but Investor's Business Daily can not and does not guarantee the accuracy of these sources which may be incomplete and/or condensed. The data and information presented is provided for informational purposes only, and is not offered as a basis for trading in securities nor is it offered for that purpose. Users of the Service should conduct their own independent investigation before making any investment or business decisions with respect to securities covered by the Service. Neither Investor's Business Daily nor any of its data or content providers shall be liable for any errors in the information or delays in its delivery, or for any action taken in reliance thereon. Nothing contained herein should be construed as a recommendation to buy or sell any securities.

© 2006 William O'Neil + Co., Inc. All Rights Reserved.

[Return to top of page](#)

VAW

Materials

VFH

Financials

VOX

Telecommunication

Learn more.

Obtain prospectus including potential risks. All marks are the exclusive property of their respective owners. Vanguard Marketing Corp., Distributor © 2005. The Vanguard Group, Inc. All rights reserved. US Pat. No. 6,879,964,82.

Vanguard®

Continue your investing education at the [IBD Learning Center](#).

For a wealth of detailed investment insights and successful investor profiles, go to [Investor Education](#).